

## A SIMPLE GUIDE TO FUND PRICING

A fund pools the money of lots of investors to buy a portfolio of assets. The price of these assets fluctuates and so does the size of the fund as investors buy and sell shares. So pricing the fund is complex and needs to be fair to both ongoing investors in the fund and those wishing to deal (buy or sell the fund). In this guide we explain what this means in practice.

### How is the fund price calculated?

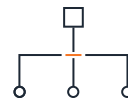
The fund price takes into account the value of the fund's assets, such as the shares, bonds or property it owns. Several factors contribute to the fund price:

- **Spreads on underlying assets in the fund:** When you buy an individual share or a bond you may notice there is one price for buying (the offer price) and a lower price if you want to sell (the bid price). This difference between the two prices is known as the spread. Spreads typically indicate how liquid (easy) an asset is to buy or sell. For widely traded assets the spread may be very small (less than 0.5%) because demand and supply are similar. For some very liquid assets, such as cash, there may be no spread at all. For other assets that are not so widely traded, such as smaller-company shares, the spread could be large, say 3%. The larger spread compensates the broker for the extra liquidity risk of dealing in smaller-company shares.
- **Transaction costs:** There are often external transaction costs for buying or selling assets, such as commissions, transfer fees and stamp duty. These costs can vary widely depending on the type of asset and where they are. For example, when buying UK commercial property stamp duty land tax (SDLT) must be paid on the value of the property above £150,000. In the UK SDLT on commercial property is currently 2% on any purchase cost above £150,000, up to £250,000, and 5% on any portion above £250,000.

The spread and transaction costs mean there is essentially a buying price and a selling price for every fund, although the quoted price for the fund will depend on the pricing method.

### Summary: what does the fund price include?

#### Underlying assets



The fund's assets, such as the shares, bonds or property it owns

#### Spreads on underlying assets in the fund



The difference between the buying price (the offer price) and the selling price (the bid price). Spreads typically indicate how liquid (easy) it is to buy or sell an asset.

#### Transaction costs



External transaction costs attached to buying/selling assets such as commissions, transfer fees and taxes

### Pricing methods – single or dual pricing

Funds can be priced using one of two methods: either single priced or dual priced. Both methods aim to treat all investors fairly, whether they are buying into or selling out of a fund or staying invested. In the ordinary course of managing the fund, costs for buying and selling assets are taken from the fund's capital. However, when the fund expands or contracts due to investor flows additional transaction costs may arise. The fund pricing tries to apply these transaction costs in a way that is fair to all.

## What are single-priced funds?

The majority of open-ended investment companies (OEICs) and some unit trusts operate on a single-price basis. In other words, under normal conditions, investors can buy or sell shares from the fund manager at the same price. This price reflects the mid-point of the buying and selling price of the fund's assets. It is called the net asset value per share, and is calculated by dividing the fund's assets less its liabilities by the number of shares in issue.

This arrangement typically works well when the number of shares bought and the number of shares sold is small compared to the overall size of a fund. However, if significantly more shares are bought or sold on any single day, the fund manager can impose a **dilution adjustment**. This aims to protect the interests of existing investors staying invested in the fund from bearing the costs of buying or selling the underlying investments because of large inflows into or outflows from a fund. It does so by transferring the additional costs of buying/selling significant amounts of assets onto the investors who are coming into or out of the fund.

## What are dual-priced funds?

Some funds are dual priced, which means a separate buying price (quoted offer price) and selling price (quoted bid price) are set. The difference between these two prices is known as the spread.



The price you buy shares at (the offer price) reflects the buying price of the fund's assets plus transaction costs associated with buying.

The price you sell at (the bid price) reflects the selling price of the fund's assets less the transaction costs associated with selling.

On a dual-priced fund, the offer price is higher than the bid price.

## Summary table

The table below summarises how the two pricing methods reflect the price of the fund's underlying assets and how they capture the costs associated with buying or selling a fund.

Single-priced fund		Dual-priced fund
Not reflected in the single price, so a dilution adjustment may be imposed	Underlying asset spread 	Reflected in the spread of the fund's prices.
Not reflected in the single price, so a dilution adjustment may be imposed	Transaction costs 	Reflected in the spread of the fund's prices.

## Top Tips

- ✓ You can find the latest as well as historical prices for Janus Henderson funds on our website.
- ✓ If two prices are available for the same share class of a fund, the fund is dual priced.
- ✓ For dual-priced funds, if you own the fund it is the bid price that we use to calculate the value of your holding.
- ✓ A financial adviser can help you further understand how funds are priced. They may charge you for any advice.
- ✓ Funds are typically priced once each working day at a time known as the valuation point.
- ✓ The price applied when buying or selling a fund reflects the price at the valuation point that follows receipt of your buy/sell instruction.

FOR MORE INFORMATION, PLEASE VISIT [JANUSHENDERSON.COM](https://www.janushenderson.com)

**Janus Henderson**  
INVESTORS

### Important information

The views presented are as of the date published. They are for information purposes only and should not be used or construed as investment, legal or tax advice or as an offer to sell, a solicitation of an offer to buy, or a recommendation to buy, sell or hold any security, investment strategy or market sector. Nothing in this material shall be deemed to be a direct or indirect provision of investment management services specific to any client requirements. Opinions and examples are meant as an illustration of broader themes, are not an indication of trading intent, are subject to change and may not reflect the views of others in the organization. It is not intended to indicate or imply that any illustration/example mentioned is now or was ever held in any portfolio. No forecasts can be guaranteed and there is no guarantee that the information supplied is complete or timely, nor are there any warranties with regard to the results obtained from its use. Janus Henderson Investors is the source of data unless otherwise indicated, and has reasonable belief to rely on information and data sourced from third parties. **Past performance does not predict future returns. Investing involves risk, including the possible loss of principal and fluctuation of value.**

Not all products or services are available in all jurisdictions. This material or information contained in it may be restricted by law, may not be reproduced or referred to without express written permission or used in any jurisdiction or circumstance in which its use would be unlawful. Janus Henderson is not responsible for any unlawful distribution of this material to any third parties, in whole or in part. The contents of this material have not been approved or endorsed by any regulatory agency.

Janus Henderson Investors is the name under which investment products and services are provided by the entities identified in the following jurisdictions: (a) Europe by Janus Capital International Limited (reg no. 3594615), Henderson Global Investors Limited (reg. no. 906355), Henderson Investment Funds Limited (reg. no. 2678531), Henderson Equity Partners Limited (reg. no. 2606646), (each registered in England and Wales at 201 Bishopsgate, London EC2M 3AE and regulated by the Financial Conduct Authority) and Henderson Management S.A. (reg no. B22848 at 2 Rue de Bitbourg, L-1273, Luxembourg and regulated by the Commission de Surveillance du Secteur Financier).

Janus Henderson, Janus, Henderson, Intech, Knowledge Shared and Knowledge Labs are trademarks of Janus Henderson Group plc or one of its subsidiaries. © Janus Henderson Group plc.