



May 2022

THE ROAD TO ALTERNATIVES

ASSESSING THE ROLE OF LIQUID ALTERNATIVES IN PORTFOLIOS

Portfolio Construction and Strategy Insight

Marketing communication | For professional and qualified investors only | For US Financial professionals servicing non-US persons |
Not for onward distribution

The value of an investment and the income from it can fall as well as rise and you may not get back the amount originally invested.
Past performance does not predict future returns.

PORTFOLIO
CONSTRUCTION AND
STRATEGY TEAM



Matthew Bullock
EMEA Head of Portfolio
Construction and
Strategy



Sabrina Geppert
Senior Portfolio Strategist



Mario Aguilar
Senior Portfolio Strategist

THE ROAD TO ALTERNATIVES

ASSESSING THE ROLE OF LIQUID ALTERNATIVES IN PORTFOLIOS

Key Takeaways:

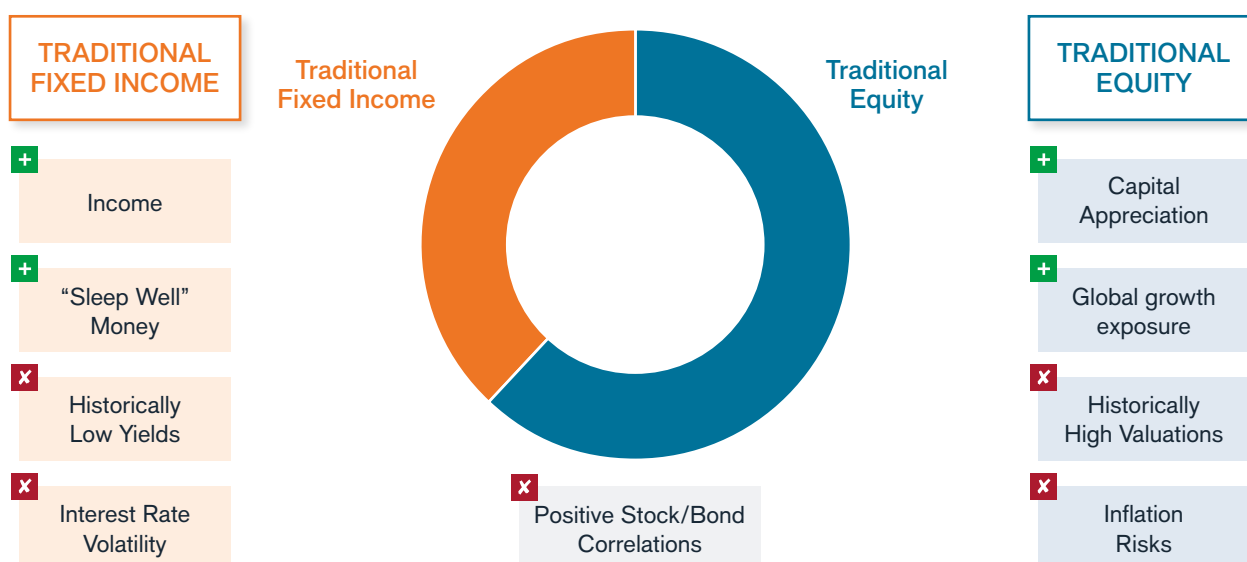
- ▶ The recent challenges for traditional fixed income and equities make liquid alternatives a popular option for advisors' portfolios.
- ▶ The growing popularity is leading investors to implement liquid alternatives without a clear role in a portfolio.
- ▶ An intentional use of alternatives with clearly defined personal goals increases the likelihood that a strategy can deliver on expectations.
- ▶ Based on the key characteristics of alternative strategies, we have built a goals-based framework to achieve a long-term, successful liquid alternatives allocation.

In recent portfolio consultations, clients have become increasingly worried about traditional asset classes and recognize liquid alternatives as a potentially differentiated source of risk and return, but they are often hesitant how best to implement liquid alternatives. Here, the Portfolio Construction and Strategy (PCS) Team examines the opportunities of liquid alternatives as a response to today's challenges and the importance of an intentional and objectives-based framework when including liquid alternatives in a portfolio.

The 60/40 portfolio – not dead, but it needs to evolve

Given current concerns about traditional bonds (e.g. hawkish central bank policies) and stocks (e.g. historically high valuations), we think that clients need to re-calibrate their expectations for a traditional 60/40 allocation and should consider strategies that work as a diversifier and differentiator to traditional asset classes. Liquid alternatives, with their broad variety of strategies, diversified source of returns and capacity to lower overall volatility are, in our view, a truly compelling alternative.

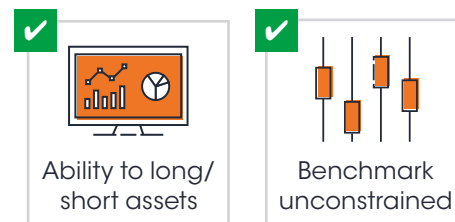
Don't abandon your 60/40 ship, but do adjust your sails



Source: Janus Henderson Portfolio Construction and Strategy Team, March 2022.

Defining true alternatives

Unlike typical long-only diversifiers with equity-like volatility (e.g., REITs, commodities), liquid alternatives are designed to deliver absolute returns over the longer term generally incorporating the ability to go short while also not being constrained to typical benchmarks. Among the more commonly known types of liquid alternatives are equity market neutral, long/short equity, global macro, multi-strategy or event-driven strategies.

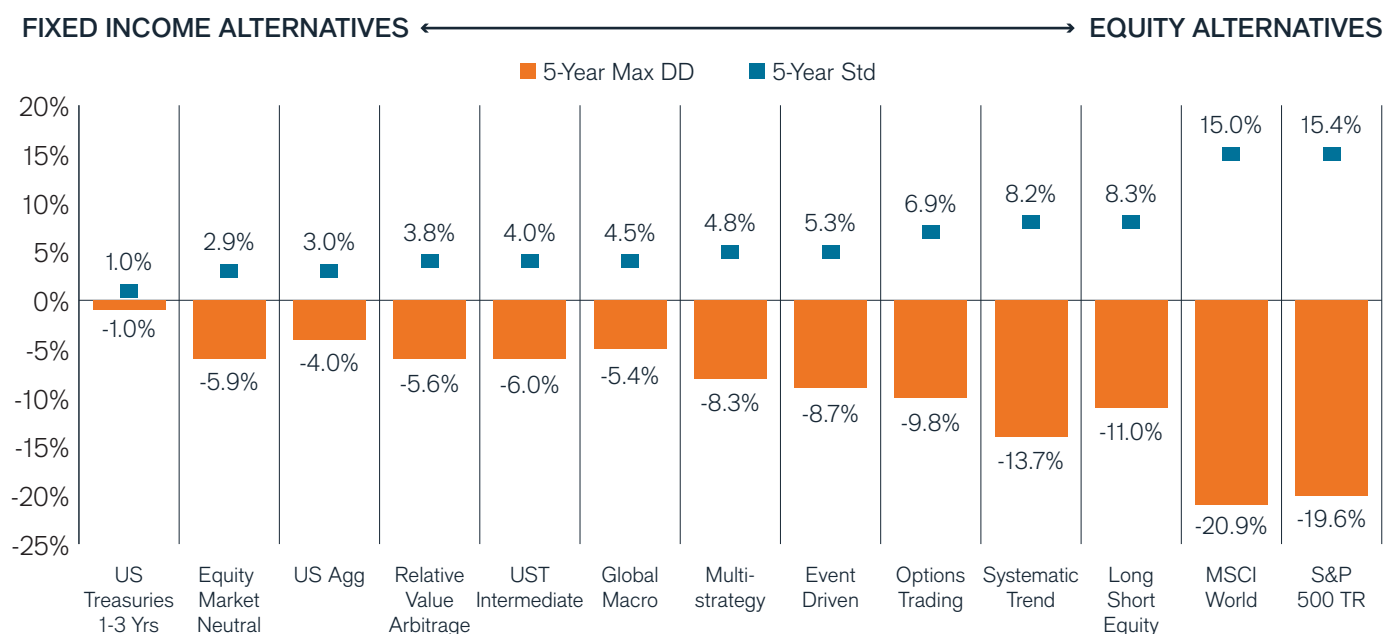


These characteristics help to provide a defined role for liquid alternatives as a true diversifier in client portfolios, not just offering a larger investment opportunity set, but with a lower beta and lower correlation to traditional, typical diversifiers.

Be clear with your intentions

Without clearly defining the role and job that alternatives should serve in the portfolio, there is a higher probability of disappointment. If we take a risk-based approach to asset classes, considering standard deviation and maximum drawdown (two common risk measures that determine the real-life results for clients), we see the dispersion in risk characteristics for alternatives relative to equities and bonds.

Taking a risk-based approach



Source: Portfolio Construction and Strategy Team, Morningstar, as at 31 December 2021. Morningstar categories: US Funds Long-Short Equity, US Funds Multistrategy, US Funds Systematic Trend, US Funds Macro Trading, US Funds Options Trading, US Funds Event Driven, US Funds Equity Market Neutral, US Funds Relative Value Arbitrage. **Past performance does not predict future returns.**

Clearly, some alternative strategies are closer to fixed income risk while others are closer to equities. While relative value arbitrage and market neutral strategies on average have a five-year risk profile that is comparable to investment grade and government bonds, systematic trend and options trading strategies range closer to equities – and this relationship is key to successfully identifying which alternatives serve which roles in a portfolio.

A framework for implementing liquid alternatives

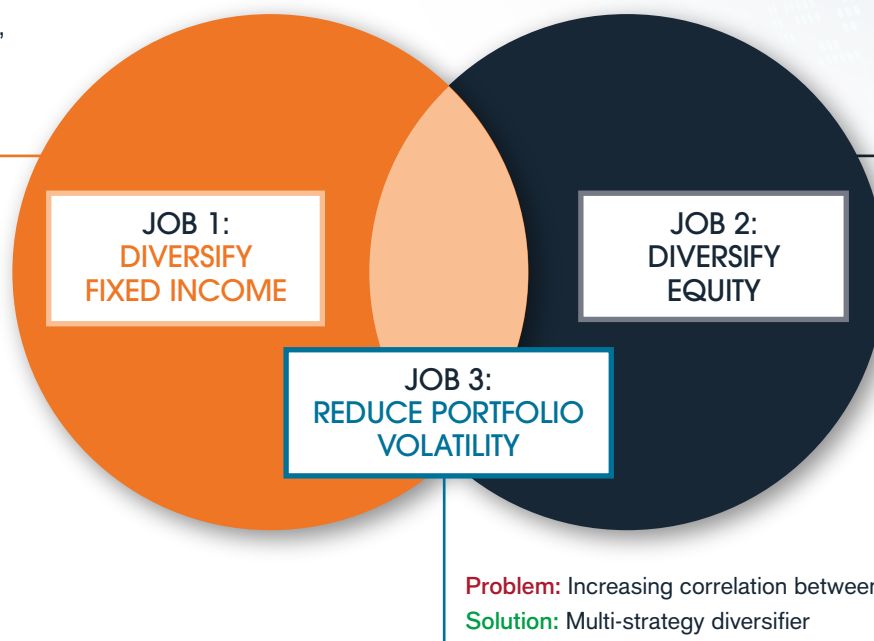
By turning a risk-based approach into a goals-based approach we can simplify the process of adding alternatives to client portfolios.

In our portfolio consultations, we have heard from many clients that the complexity around alternative strategies is one factor that is limiting their use. We think our clients can benefit from a framework for determining what specific job an alternative should be playing in a portfolio, allowing clients to solely focus on the goals they aim to achieve.

PCS alternatives framework: from risk-based to goals-based alternatives investing

Problem: Low yields, rising rates

Solution: Diversify your fixed income



Problem: Elevated equity prices

Solution: Diversify your equities

Problem: Increasing correlation between stocks and bonds
Solution: Multi-strategy diversifier

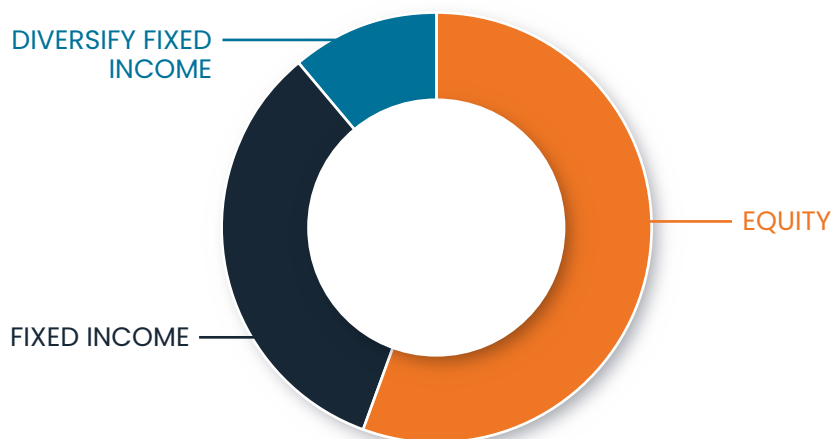
Source: Janus Henderson Portfolio Construction and Strategy Team, March 2022.

Clients in recent times have expressed concern over rising interest rates and elevated equity valuations, although clients' needs may vary. The focus is usually one or the other, depending on personal views or where a portfolio is overweight. Our alternatives framework examines the key metrics that may be used for determining whether an alternative strategy can successfully perform this role, and to which portion of the portfolio the alternatives position might be best allocated.

JOB 1: DIVERSIFY FIXED INCOME

Typical fixed income diversifiers: Relative Value Arbitrage, Equity Market Neutral

Relative Value Arbitrage	Seek out pricing discrepancies between pairs or combinations of securities, regardless of asset class. These vehicles tend to exhibit little market directionality and offer low beta to higher-risk indices.
Equity Market Neutral	Attempt to reduce systematic risk created by exposure to sectors, market caps, investment styles, currencies, and/or countries. They commonly try to match short positions within each area against long positions. They typically display a low beta to equities.

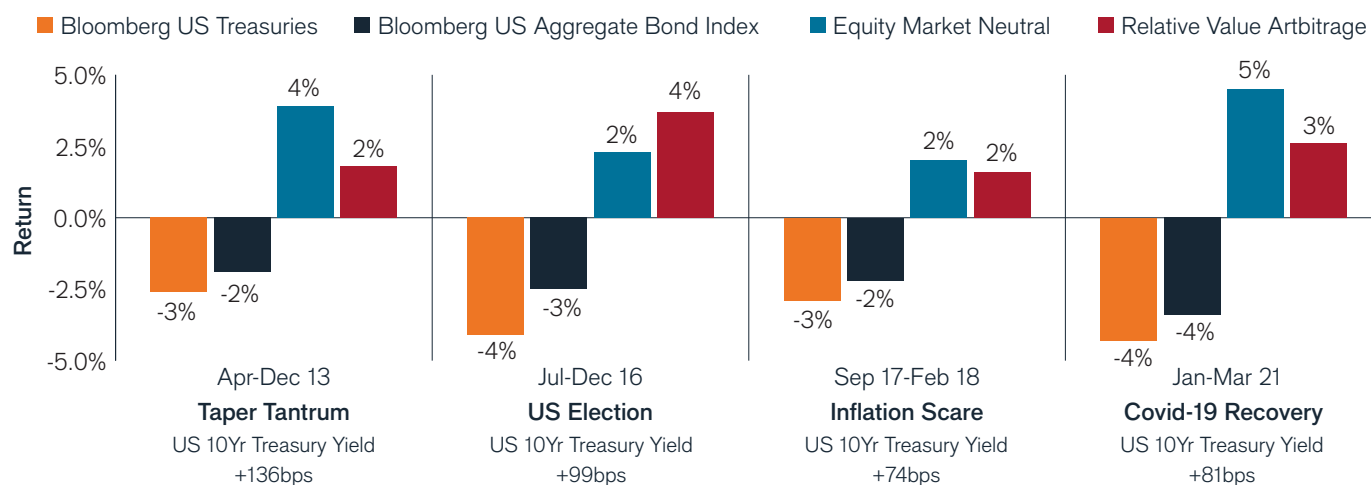


Key characteristics:

1. Low correlation to fixed income, while maintaining low beta and downside capture vs equities
2. Low overall volatility
3. Lower interest rate sensitivity.

One of the main concerns is that rising interest rates could derail objectives for clients' portfolios. During rising rate periods we have seen over the last decade, fixed income alternatives have shown favourable performance relative to government bonds and corporate bonds, which tend to be more sensitive to changes in rates.

Performance during rising rates periods



Source: Portfolio Construction and Strategy, Bloomberg, Morningstar, 31 December 2011 to 31 December 2021. **Past performance does not predict future returns.**

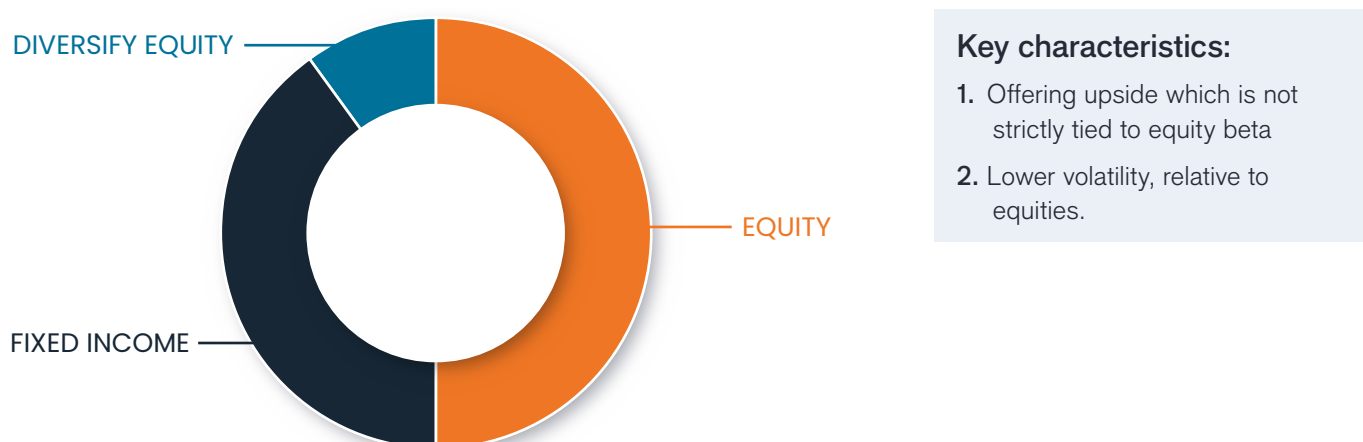
This is a typical "hero or villain" situation. Without clearly determining the goals and intentions for an alternatives allocation, clients could see performance as either a great result for alternatives compared to core fixed income, or a failure if they were compared to equities during these same time periods.

JOB 2: DIVERSIFY EQUITY

Typical equity diversifiers: Long/Short Equity, Systematic Trend, Options Trading

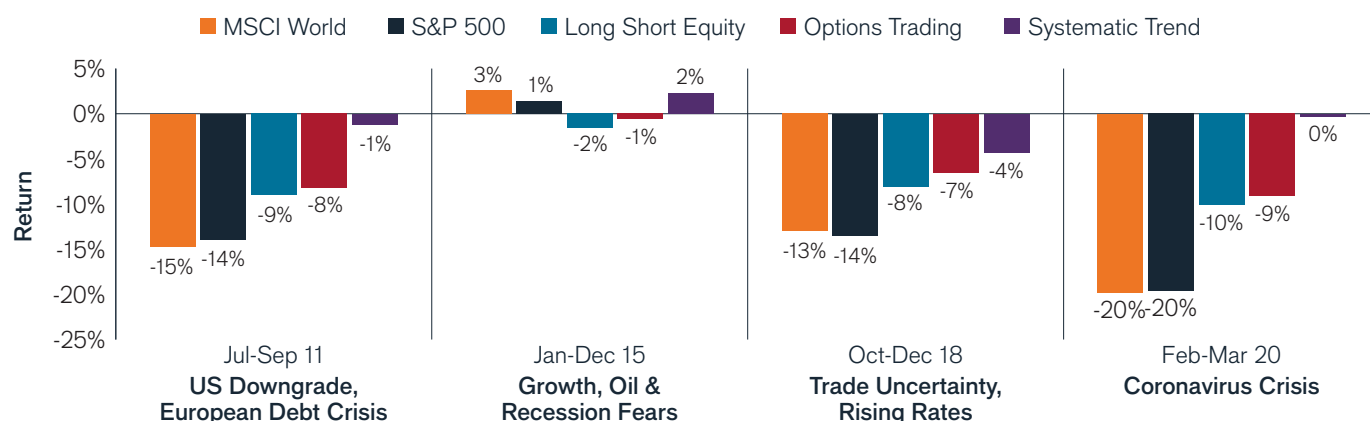
Long/Short Equity	Take long and short positions in equity securities, at least 75% of the gross exposure is invested in equities, may also include some derivative instruments. Typically, a beta exposure greater than 0.3 to a global or regional stock index.
Systematic Trend	Implement trend-following, price-momentum strategies by trading long and short liquid global futures, options, swaps, FX contracts and exposure to other complementary non-traditional risk premiums.
Options Trading	Use a variety of options trades, including put-writing, options spreads, options-based hedged equity and collar strategies among others. Typically have beta values to relevant benchmark of less than 0.6.

Adding liquid alternatives in traditional 60/40: Portfolio example with 10% of equity diversifiers



Historically, in periods where equity markets have sold off, broader equity indices have experienced significant drawdowns, while equity alternatives have shown lower drawdown and more defensive properties. Keeping in mind that past performance should not be used as an indicator for how investments might perform in future.

Performance during equity sell-offs



Source: Portfolio Construction and Strategy, Bloomberg, Morningstar, as at 31 December 2021. Notes: Morningstar categories. **Past performance does not predict future returns.**

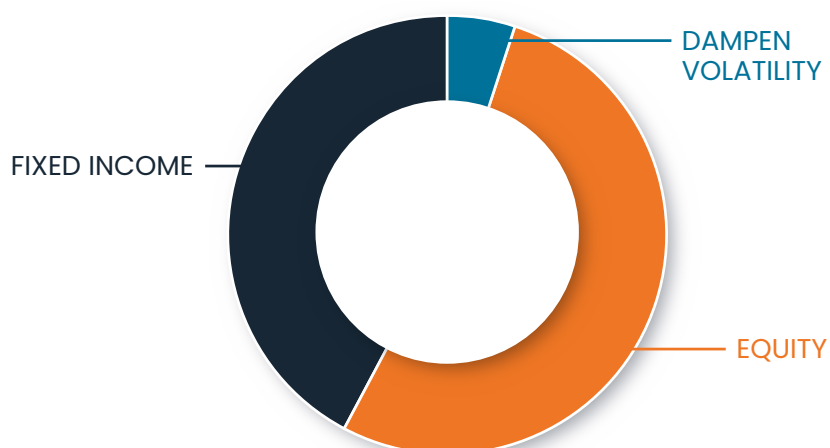
This is another “hero or villain” situation. If a client’s intention has been to achieve a lower drawdown than equities with the potential to grow in value during positive market periods, alternatives have been a success. If these strategies were intended to act as a fixed income alternative, they have generally not outperformed fixed income during these stress periods, given their relatively high beta and higher risk profile.

JOB 3: DAMPEN VOLATILITY

Typical option: Multi-strategy

Multi-strategy Exposure to two or more alternative strategies. Typically aim to have low to modest sensitivity to traditional market indexes.

Adding liquid alternatives in traditional 60/40: Portfolio example with 10% of multi-strategies



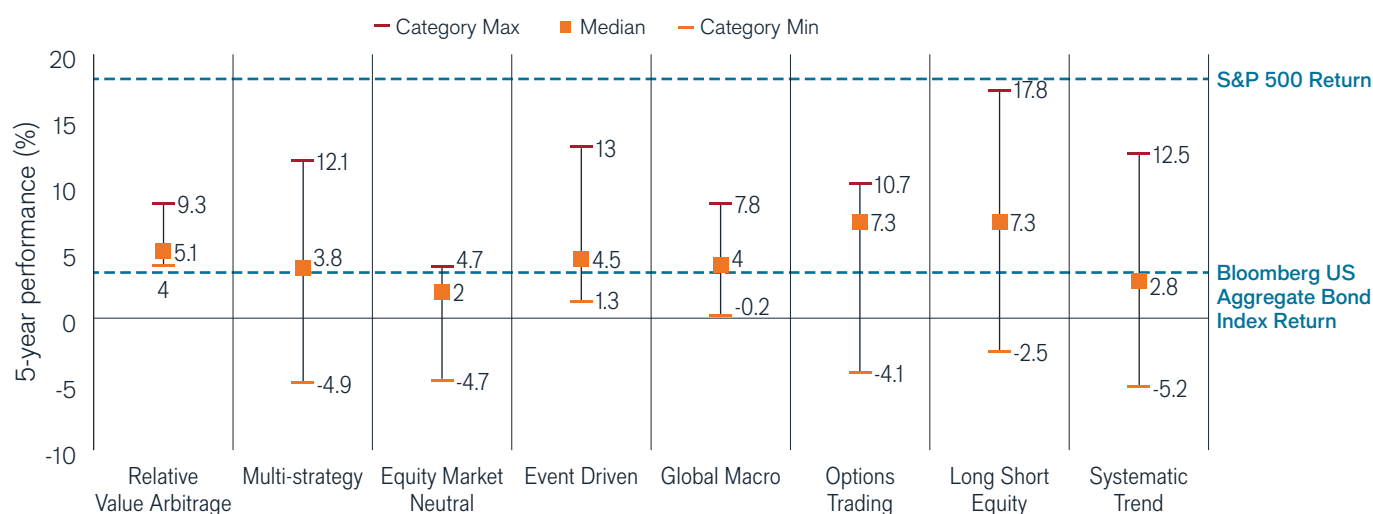
Key characteristic:

Low beta and low correlation to both equities and fixed income

Multi-strategy funds typically offer a broad exposure to a variety of alternative strategies, which as an overall vehicle delivers a low correlation to equity and fixed income assets. Well managed multi strategy funds can help to improve the overall risk-return profile of a balanced portfolio, but, clearly, fund selection can have a significant impact on your alternatives experience.

Due diligence is mandatory

The breadth and varying structure of alternative investment strategies leads to a highly diverse range of outcomes. For example, over the five-year period to 31 December 2021, multi-strategy funds delivered performance that ranged between -4.9% and 12.1%. Manager selection is important with all asset classes, but arguably to an even greater extent with alternatives, given the breadth of the category.



Source: Portfolio Construction and Strategy, Bloomberg, Morningstar, 31 December 2016 to 31 December 2021. Notes: Morningstar categories: US Funds Long-Short Equity, US Funds Multistrategy, US Funds Systematic Trend, US Funds Macro Trading, US Funds Options Trading, US Funds Event Driven, US Funds Equity Market Neutral, US Funds Relative Value Arbitrage 5-Year performance numbers. **Past performance does not predict future returns.**

There is a role for alternatives in portfolios – but it has to be defined first

In conclusion, when considering an allocation to alternatives it is paramount that a client's goals are clearly defined, and matched appropriately with a suitable alternative strategy. We believe that our goals-based framework can help clients to successfully match liquid alternatives strategies with their portfolio objectives.

About the Portfolio Construction and Strategy Team

The PCS team performs customised analyses on investment portfolios, providing differentiated, data-driven diagnostics. From a diverse universe of thousands of models emerge trends, themes and potential opportunities in portfolio construction that the team believes will be interesting and beneficial to any investor.

FOR MORE INFORMATION, PLEASE VISIT JANUSHENDERSON.COM

Janus Henderson
INVESTORS

Important information: The views presented are as of the date published. They are for information purposes only and should not be used or construed as investment, legal or tax advice or as an offer to sell, a solicitation of an offer to buy, or a recommendation to buy, sell or hold any security, investment strategy or market sector. Nothing in this material shall be deemed to be a direct or indirect provision of investment management services specific to any client requirements. Opinions and examples are meant as an illustration of broader themes, are not an indication of trading intent, are subject to change and may not reflect the views of others in the organization. It is not intended to indicate or imply that any illustration/example mentioned is now or was ever held in any portfolio. No forecasts can be guaranteed and there is no guarantee that the information supplied is complete or timely, nor are there any warranties with regard to the results obtained from its use. Janus Henderson Investors is the source of data unless otherwise indicated, and has reasonable belief to rely on information and data sourced from third parties. Past performance does not predict future returns. Investing involves risk, including the possible loss of principal and fluctuation of value.

Not all products or services are available in all jurisdictions. This material or information contained in it may be restricted by law, may not be reproduced or referred to without express written permission or used in any jurisdiction or circumstance in which its use would be unlawful. Janus Henderson is not responsible for any unlawful distribution of this material to any third parties, in whole or in part. The contents of this material have not been approved or endorsed by any regulatory agency.

Janus Henderson Investors is the name under which investment products and services are provided by the entities identified in the following jurisdictions: (a) Europe by Janus Henderson Investors International Limited (reg. no. 3594615), Janus Henderson Investors UK Limited (reg. no. 906355), Janus Henderson Fund Management UK Limited (reg. no. 2678531), Henderson Equity Partners Limited (reg. no. 2606646), (each registered in England and Wales at 201 Bishopsgate, London EC2M 3AE and regulated by the Financial Conduct Authority) and Henderson Management S.A. (reg. no. B22848 at 2 Rue de Bitbourg, L-1273, Luxembourg and regulated by the Commission de Surveillance du Secteur Financier); (b) the U.S. by SEC registered investment advisers that are subsidiaries of Janus Henderson Group plc; (c) Canada through Janus Henderson Investors US LLC only to institutional investors in certain jurisdictions; (d) Singapore by Janus Henderson Investors (Singapore) Limited (Co. registration no. 199700782N). This advertisement or publication has not been reviewed by Monetary Authority of Singapore; (e) Hong Kong by Janus Henderson Investors Hong Kong Limited. This material has not been reviewed by the Securities and Futures Commission of Hong Kong; (f) Taiwan R.O.C by Janus Henderson Investors Taiwan Limited (independently operated), Suite 45 A-1, Taipei 101 Tower, No. 7, Sec. 5, Xin Yi Road, Taipei (110). Tel: (02) 8101-1001. Approved SICE licence number 023, issued in 2018 by Financial Supervisory Commission; (g) South Korea by Janus Henderson Investors (Singapore) Limited only to Qualified Professional Investors (as defined in the Financial Investment Services and Capital Market Act and its sub-regulations); (h) Japan by Janus Henderson Investors (Japan) Limited, regulated by Financial Services Agency and registered as a Financial Instruments Firm conducting Investment Management Business, Investment Advisory and Agency Business and Type II Financial Instruments Business; (i) Australia and New Zealand by Janus Henderson Investors (Australia) Limited (ABN 47 124 279 518) and its related bodies corporate including Janus Henderson Investors (Australia) Institutional Funds Management Limited (ABN 16 165 119 531, AFSL 444266) and Janus Henderson Investors (Australia) Funds Management Limited (ABN 43 164 177 244, AFSL 444268); (j) the Middle East by Janus Henderson Investors International Limited, regulated by the Dubai Financial Services Authority as a Representative Office. No transactions will be concluded in the Middle East and any enquiries should be made to Janus Henderson. We may record telephone calls for our mutual protection, to improve customer service and for regulatory record keeping purposes.

Outside of the U.S.: For use only by institutional, professional, qualified and sophisticated investors, qualified distributors, wholesale investors and wholesale clients as defined by the applicable jurisdiction. Not for public viewing or distribution. Marketing Communication.

Janus Henderson, Knowledge Shared and Knowledge Labs are trademarks of Janus Henderson Group plc or one of its subsidiaries. © Janus Henderson Group plc.