

HORIZON EURO HIGH YIELD BOND FUND

H2 HUSD ISIN LU1678961464

Investment objective

The Fund aims to provide a return, from a combination of income and capital growth over the long term. Performance target: To outperform the ICE BofA European Currency Non-Financial High Yield Constrained Index (100% Hedged) by 1.75% per annum, before the deduction of charges, over any 5 year period.

For the fund's investment policy, refer to the Additional fund information on page 3.

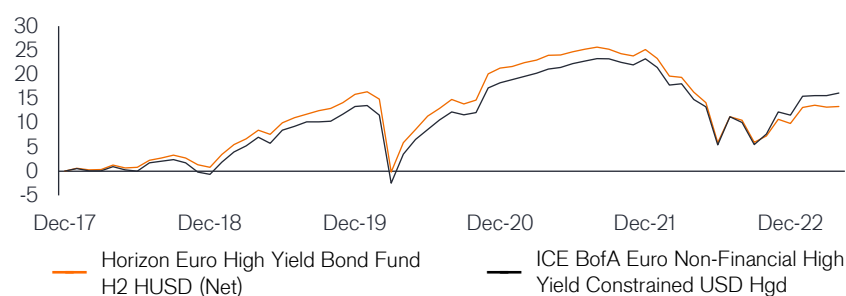
Past performance does not predict future returns.

Performance (%)

Returns	Cumulative				Annualised				Since inception (15/12/17)
	1 Month	3 Month	YTD	1 Year	3 Year	5 Year	10 Year		
H2 HUSD (Net)	0.17	0.23	3.24	-2.54	2.31	2.29	—	2.43	
Index	0.48	0.57	4.11	1.18	3.92	2.86	—	2.90	
H2 HUSD (Gross)	—	—	—	—	—	3.24	—	3.39	
Target	—	—	—	—	—	4.66	—	4.70	

Cumulative growth - USD

15 Dec 2017 — 30 Apr 2023



Calendar year	YTD at Q1 2023	2022	2021	2020	2019	2018	2017 from 15 Dec
	2023						
H2 HUSD (Net)	3.07	-12.24	3.20	4.67	14.95	0.81	0.33
Index	3.61	-9.44	4.19	4.34	14.10	-0.64	0.37

Performance is on a net of fees basis, with gross income reinvested. Source: at 30/04/23. © 2023 Morningstar, Inc. All rights reserved. The information contained herein: (1) is proprietary to Morningstar and/or its content providers; (2) may not be copied or distributed; and (3) is not warranted to be accurate, complete, or timely. Neither Morningstar nor its content providers are responsible for any damages or losses arising from any use of this information. Past performance does not predict future returns.

Performance/performance target related data will display only where relevant to the share class inception date and annualised target time period. **The value of an investment and the income from it can fall as well as rise and you may not get back the amount originally invested.** Source for target returns (where applicable) - Janus Henderson Investors.

Fund details

Inception date	19 November 2012
Total net assets	459.03m
Asset class	Fixed Income
Domicile	Luxembourg
Structure	SICAV
Base currency	EUR
Index	ICE BofA European Currency Non-Financial High Yield Constrained Index (100% Hedged)
Morningstar sector	EUR High Yield Bond
SFDR category	Article 8

In accordance with the Sustainable Finance Disclosure Regulation, the Fund is classified as Article 8 and promotes, among other characteristics, environmental and/or social characteristics, and invests in companies with good governance practices.

Share class information

Inception date	15 December 2017
Distribution type	Accumulation Gross
Distribution yield	3.90%
Underlying yield	3.50%
Currency	USD
Minimum initial investment	7,500

The Distribution and Underlying Yields are based on a snapshot of the portfolio on that day. The yield does not include any preliminary charge and investors may be subject to tax on distributions.

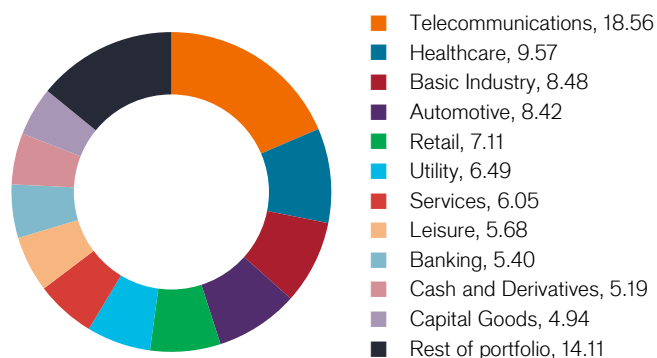
Portfolio management

Tom Ross, CFA	Manager since 2015
Tim Winstone, CFA	Manager since 2019

Characteristics

Number of holdings: Debt issues	173
Duration (years)	3.14
Weighted average life (years)	3.95
Yield to worst (%)	6.41

Industry allocation (%)



Credit quality of fixed income holdings (%)

	Fund	Index
BBB	6.96	1.56
BB	51.19	64.38
B	32.08	28.35
CCC & Below	4.58	5.39

Bond credit quality ratings provided by Janus Henderson Investors is based on the average of ratings from Moody's, Standard & Poor's and Fitch where all three agencies have provided a rating. If only two agencies rate a security, the average is on those. If only one agency rates a security, that rating is used. Ratings are measured on a scale that ranges from AAA (highest) to CCC (lowest). Swaps, Options, Cash and Bond Futures are separately grouped.

Maturity of fixed income holdings (%)

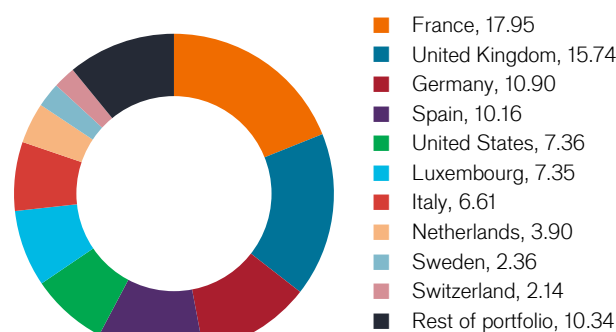
	Fund	Index
0-3 years	15.36	31.72
3-5 years	31.10	33.79
5-7 years	23.73	15.63
7-10 years	6.65	2.78
15+ years	17.96	15.33

Top holdings (%)

	Fund
Telefonica Europe 2.88% 2171	1.57
Teva Pharmaceutical Finance Netherlands II 4.375% 2030	1.47
Deutsche Lufthansa 2.875% 2027	1.31
Bellis Acquisition 4.50% 2026	1.31
Vmed O2 UK Financing I 4.00% 2029	1.25
Veolia Environnement 2.50% 2172	1.15
Telecom Italia 1.625% 2029	1.13
Gruenenthal GmbH 4.125% 2028	1.13
Picard Groupe SAS 3.875% 2026	1.13
Solvay 2.50% 2172	1.12
Total	12.57

References made to individual securities should not constitute or form part of any offer or solicitation to issue, securities mentioned in the report.

Top countries (%)



Codes

ISIN	LU1678961464
Bloomberg	JHEH2HU LX
SEDOL	BF0LFT1
WKN	A2JDAF
Valoren	39593116

Fees & charges (%)

Annual management charge (AMC)	0.38
Ongoing charge (OCF)	0.83

All ongoing charges stated are as per latest published report and accounts. Fund charges will impact the value of your investment. In particular, the ongoing charges applicable to each fund will dilute investment performance, particularly over time. For further explanation of charges please visit our Fund Charges page at www.janushenderson.com. Under some circumstances initial charges may apply. Please refer to the Prospectus for more details.

Additional fund information

Tax assumptions and reliefs depend upon an investor's particular circumstances and may be subject to change. The performance data does not take account of the initial charge and Janus Henderson does not currently levy a redemption charge. Please note: due to rounding the figures in the holdings breakdowns may not add up to 100%. This is a Luxembourg SICAV Fund, regulated by the Commission de Surveillance du Secteur Financier (CSSF). Note that any differences among portfolio securities currencies, share class currencies and costs to be paid or represented in currencies other than your home currency will expose you to currency risk. Costs and returns may increase or decrease as a result of currency and exchange rate fluctuations. To obtain our prospectus and any additional information please visit our website on: www.janushenderson.com. Investment into the fund will acquire units/shares of the fund itself and not the underlying assets owned by the fund. Cash balances and exposures are based on settled and unsettled trades as at the reporting date.

Investment policy

The Fund invests at least 70% of its assets in high yield (non-investment grade, equivalent to BB+ rated or lower) corporate bonds, denominated in Euros or Sterling. The Fund may invest up to 20% of its net assets in total return swaps, and may invest in contingent convertible bonds (CoCos); and/or asset-backed and mortgage-backed securities. The Fund may also invest in other assets including bonds of other types from any issuer (including perpetual bonds), cash and money market instruments. The investment manager may use derivatives (complex financial instruments), including total return swaps, with the aim of making investment gains in line with the Fund's objective, to reduce risk or to manage the Fund more efficiently. The Fund is actively managed with reference to the ICE BofA European Currency Non-Financial High Yield Constrained Index (100% Hedged), which is broadly representative of the bonds in which it may invest, as this forms the basis of the Fund's performance target. The investment manager has discretion to choose investments for the Fund with weightings different to the index or not in the index, but at times the Fund may hold investments similar to the index.

Investment strategy

The investment manager seeks to provide a high overall yield and potential for capital growth by investing primarily in Euro and Sterling denominated sub investment grade rated corporate bonds. The investment process combines rigorous fundamentally driven security selection from the credit analysts, which is expected to be the largest driver of performance, with asset allocation views.

Fund specific risks

When the Fund, or a share/unit class, seeks to mitigate exchange rate movements of a currency relative to the base currency (hedge), the hedging strategy itself may positively or negatively impact the value of the Fund due to differences in short-term interest rates between the currencies. The Fund could lose money if a counterparty with which the Fund trades becomes unwilling or unable to meet its obligations, or as a result of failure or delay in operational processes or the failure of a third party provider. The Fund may invest in contingent convertible bonds (CoCos), which can fall sharply in value if the financial strength of an issuer weakens and a predetermined trigger event causes the bonds to be converted into shares of the issuer or to be partly or wholly written off. An issuer of a bond (or money market instrument) may become unable or unwilling to pay interest or repay capital to the Fund. If this happens or the market perceives this may happen, the value of the bond will fall. When interest rates rise (or fall), the prices of different securities will be affected differently. In particular, bond values generally fall when interest rates rise (or are expected to rise). This risk is typically greater the longer the maturity of a bond investment. The Fund invests in high yield (non-investment grade) bonds and while these generally offer higher rates of interest than investment grade bonds, they are more speculative and more sensitive to adverse changes in market conditions. Callable debt securities, such as some asset-backed or mortgage-backed securities (ABS/MBS), give issuers the right to repay capital before the maturity date or to extend the maturity. Issuers may exercise these rights when favourable to them and as a result the value of the fund may be impacted. If a Fund has a high exposure to a particular country or geographical region it carries a higher level of risk than a Fund which is more broadly diversified. The Fund may use derivatives to help achieve its investment objective. This can result in leverage (higher levels of debt), which can magnify an investment outcome. Gains or losses to the Fund may therefore be greater than the cost of the derivative. Derivatives also introduce other risks, in particular, that a derivative counterparty may not meet its contractual obligations. If the Fund holds assets in currencies other than the base currency of the Fund, or you invest in a share/unit class of a different currency to the Fund (unless hedged, i.e. mitigated by taking an offsetting position in a related security), the value of your investment may be impacted by changes in exchange rates. Securities within the Fund could become hard to value or to sell at a desired time and price, especially in extreme market conditions when asset prices may be falling, increasing the risk of investment losses. Some or all of the ongoing charges may be taken from capital, which may erode capital or reduce potential for capital growth.

Glossary

Asset-backed securities (ABS)

A financial security which is 'backed' with assets such as loans, credit card debts or leases. They give investors the opportunity to invest in a wide variety of income-generating assets.

Discount

When the market price of a security is thought to be less than its underlying value, it is said to be 'trading at a discount'. Within investment trusts, this is the amount by which the price per share of an investment trust is lower than the value of its underlying net asset value. The opposite of trading at a premium.

Distribution Yield

The Distribution Yield reflects the amounts that may be expected to be distributed over the next 12 months as a percentage of the mid-market share price of the fund at the date shown.

Duration

How far a fixed income security or portfolio is sensitive to a change in interest rates, measured in terms of the weighted average of all the security/portfolio's remaining cash flows (both coupons and principal). It is expressed as a number of years. The larger the figure, the more sensitive it is to a movement in interest rates. 'Going short duration' refers to reducing the average duration of a portfolio. Alternatively, 'going long duration' refers to extending a portfolio's average duration.

Future

A contract between two parties to buy or sell a tradable asset, such as shares, bonds, commodities or currencies, at a specified future date at a price agreed today. A future is a form of derivative.

High yield bond

A bond which has a lower credit rating below an investment grade bond. It is sometimes known as a sub-investment grade bond. These bonds usually carry a higher risk of the issuer defaulting on their payments, so they are typically issued with a higher coupon to compensate for the additional risk.

Mortgage-backed security (MBS)

A security which is secured (or 'backed') by a collection of mortgages. Investors receive periodic payments derived from the underlying mortgages, similar to coupons. Similar to an asset-backed security.

Option

A derivative instrument where one party pays/receives the total return of the underlying asset or market index, in exchange for payments typically linked to LIBOR.

Swaps

A derivative contract between two parties where pre-determined cash flows of two financial instruments are exchanged. Swaps can help to hedge risk and minimise uncertainty; for example currency swaps can be used to minimise foreign currency exposure.

Tracking error

This measures how far a portfolio's actual performance differs from its benchmark index. The lower the number, the more closely it resembles the index.

Underlying Yield

The Underlying Yield reflects the annualised income net of expenses of the fund (calculated in accordance with relevant accounting standards) as a percentage of the mid-market share price of the fund at the date shown.

Weighted Average Life (WAL)

The average time taken (in years) for the principal to be repaid for securitised assets, or the probable time to maturity for non-securitised assets. Securitised assets, also known as 'asset backed' securities, represent a pool of other interest bearing assets such as loans and mortgages. The value is based on the cash flows of the underlying assets.

Yield to worst

If a bond has special features, such as a call (ie, the issuer can call the bond back at a date specified in advance), the yield to worst is the lowest yield the bond can achieve provided the issuer does not default.

FOR MORE INFORMATION PLEASE VISIT JANUSHENDERSON.COM

Janus Henderson
INVESTORS

Any investment application will be made solely on the basis of the information contained in the Fund's prospectus (including all relevant covering documents), which will contain investment restrictions. This is a marketing communication and is intended as a summary only and potential investors must refer to the prospectus of the UCITS and to the KID before investing. Information is provided on the Fund on the strict understanding that it is to - or for clients resident outside the USA. A copy of the Fund's prospectus and key information document can be obtained from Janus Henderson Investors UK Limited in its capacity as Investment Manager and Distributor. Nothing in this communication is intended to or should be construed as advice. This communication does not constitute an offer or a recommendation to sell or purchase any investment. It does not form part of any contract for the sale or purchase of any investment. The performance data does not take into account the commissions and costs incurred on the issue and redemption of units. Deductions for charges and expenses are not made uniformly throughout the life of the investment but may be loaded disproportionately at subscription. If you withdraw from an investment up to 90 calendar days after subscribing you may be charged a Trading Fee as set out in the Fund's prospectus. This may impact the amount of money which you will receive and you may not get back the amount invested. The value of an investment and the income from it can fall as well as rise significantly. Some Sub-Funds of the Fund can be subject to increased volatility due to the composition of their respective portfolios. Tax assumptions and reliefs depend upon an investor's particular circumstances and may change if those circumstances or the law change. If you invest through a third party provider you are advised to consult them directly as charges, performance and terms and conditions may differ materially. The Fund is a recognised collective investment scheme for the purpose of promotion into the United Kingdom. Potential investors in the United Kingdom are advised that all, or most, of the protections afforded by the United Kingdom regulatory system will not apply to an investment in the Fund and that compensation will not be available under the United Kingdom Financial Services Compensation Scheme. The Fund is a foreign collective investment scheme registered in the Netherlands with the Authority for the Financial Markets and in Spain with the CNMV with the number 353. A list of distributors is available at www.cnmv.es. For sustainability related aspects please access Janushenderson.com. We may record telephone calls for our mutual protection, to improve customer service and for regulatory record keeping purposes. With effect from 1 January 2023, the Key Investor Information document (KIID) changed to the Key Information Document (KID), except in the UK where investors should continue to refer to the KIID. The Janus Henderson Horizon Fund (the "Fund") is a Luxembourg SICAV incorporated on 30 May 1985, managed by Janus Henderson Investors Europe S.A. Issued by Janus Henderson Investors. Janus Henderson Investors is the name under which investment products and services are provided by Janus Henderson Investors International Limited (reg no. 3594615), Janus Henderson Investors UK Limited (reg. no. 906355), Janus Henderson Fund Management UK Limited (reg. no.

2678531), Henderson Equity Partners Limited (reg. no.2606646), (each registered in England and Wales at 201 Bishopsgate, London EC2M 3AE and regulated by the Financial Conduct Authority) and Janus Henderson Investors Europe S.A. (reg no. B22848 at 2 Rue de Bitbourg, L-1273, Luxembourg and regulated by the Commission de Surveillance du Secteur Financier). Copies of the Fund's prospectus, Key Information Document, articles of incorporation, annual and semi-annual reports are available in English and other local languages as required from www.janushenderson.com. These documents can also be obtained free of charge from the Registered Office of the Company at 2 Rue de Bitbourg, L-1273, Luxembourg. They can also be obtained free of charge from the local Facilities Agents and the Swiss representative and paying agent. Janus Henderson Investors Europe S.A. ("JHIESA"), 2 rue de Bitbourg, L-1273 Luxembourg, is the Facilities Agent in Austria, Belgium Germany, Ireland, Malta, Portugal, Sweden and Liechtenstein. JHIESA is also the Facilities Agent for France (Sub – TA is CACEIS). FE fundinfo (Luxembourg) S.à.r.l., 6 Boulevard des Lumières, Belvaux, 4369 Luxembourg, is the Facilities Agent in Denmark, Finland, Iceland, Netherlands, Norway, Poland and Greece. State Street Bank International GmbH – Succursale Italia, Société Générale Securities Services S.p.A (SGSS S.p.A), Allfunds Bank S.A.U filiale di Milano, Caceis Bank Italy Branch, and Banca Sella Holding S.p.A. are the Sub Transfer Agents for Italy. Allfunds Bank S.A., Estafeta 6, La Moraleja, Complejo Plaza de la Fuente, Alcobendas 28109, Madrid, Spain is the Facilities Agent in Spain.

The Extract Prospectus, the key information documents, the Company's Articles as well as the annual and semi-annual reports may be obtained free of charge from the Swiss Representative. The Swiss Representative is FIRST INDEPENDENT FUND SERVICES LTD., Klausstrasse 33, CH-8008 Zurich, tel: +41 44 206 16 40, fax: +41 44 206 16 41, web www.fifs.ch The Paying Agent in Switzerland is Banque Cantonale de Genève, 17, quai de l'Ile, CH-1204 Geneva, Switzerland. The Hong Kong Representative is Janus Henderson Investors Hong Kong Limited of Suites 706-707, Chater House, 8 Connaught Road Central, Central, Hong Kong. Janus Henderson Investors (Singapore) Limited (Company Registration No. 199700782N), whose principal place of business is at 138, Market Street #34-03/04, CapitaGreen, Singapore 048946, Singapore (Tel: 65 6813 1000). The summary of Investors Rights is available in English from <https://www.janushenderson.com/summary-of-investors-rights-english>. Janus Henderson Investors Europe S.A. may decide to terminate the marketing arrangements of this Collective Investment Scheme in accordance with the appropriate regulation. Janus Henderson, Knowledge Shared and Knowledge Labs are trademarks of Janus Henderson Group plc or one of its subsidiaries. © Janus Henderson Group plc.